



CERTIFICATION IN SKETCHUP

Master's in sketchup skills & and take your career to the next level!



WHO CAN JOIN THE COURSE?

- Architecture Students ,Interior Designer students, Civil Engineer students, interested in 3D modeling and design can join a SketchUp course.
- Individuals interested in home renovation, furniture design, or 3D printing can use SketchUp to visualize their projects.
- A keep interest in 3D modeling, architecture, interior design, or related fields.

GIMPLES OF OUR SUCCESSFUL TRANSITIONS



Reviews 4.6 ★★★★★



Reviews

4.8 ★★★★★



Reviews


4.8 ★★★★★



Reviews

4.9 ★★★★★





Duration- 8 Weeks

PROGRAM CURRICULUM-I

Introduction to SketchUp

- SketchUp for Web: requirements SketchUp Pro: Hardware and software requirements
- Welcome screen and templates Interface overview: how to navigate: title bar, menu bar, getting started toolbar, drawing area, status bar, measurements box, default panels.
- Panels menus and tools overview: How to use SketchUp tools (Quick Reference Card) Setting up tools panels and preferences
- Saving and reopening a model (Backing up)

Quickstart: Creating 3D

Elements

- Drawing shapes


- Adding volume
- Moving elements
- Transforming elements
- Adding textures and colors
- Navigation with tools keys and mouse
- Orbit, zoom, pan
- Saving and exporting

Core Concepts 1

- Select elements
- Modifiers keys
- Working with axis
- Managing units of measurement (set units and precision in the model info window)

Camera

- Standard views
- Perspectives
- Walk
- Look around
- Field of view



Duration- 8 Weeks

PROGRAM CURRICULUM-II

- Zoom extends
- Position

Creating a 3D Model (Drawing Lines, Shapes, and 3D Objects)

- Inference types and engine
Drawing lines
- Creating and dividing faces
Working with edges
- Healing deleted faces
- Finding and locking an
inference Linear inferencing
toggle
- Locking inferences with the
keyboard
- Ensuring edges are aligned to
axes
- Model and entity info


Working with Shapes

- Drawing a rectangle, square,
circle, ellipse, polygon, and
shape
- View styles for edges and

- faces Selecting
- Editing shapes
- Adjusting the drawing axes
- Pushing and pulling shapes
Drawing arcs
- Drawing freehand shapes
Measurement tools
- Measuring angles and
distances to model precisely
- Dividing, splitting, and
exploding lines and faces
- Sticky modifiers
- Flipping, mirroring, rotating,
and arrays
- Scaling and slicing models
- Using the follow me tool
Softening, smoothing, and
hiding geometry
- Offsetting a line from existing
geometry

Working with Solid Tools

- Applying colors, photos,



Duration- 8 Weeks

PROGRAM CURRICULUM-III

- materials, and textures
- Reference images
- Match Photo
- Grouping
- Components
- Layers
- Outliner: Working with Hierarchie
- Importing
- Creating Terrain Sculpting
- Placing models and objects
- Exporting
- Warehouse
- 3D warehouse
- Searching for models
- Category, properties, and filters
- Extensions warehouse
- Extensions manager

Working with Text

- Fonts
- 3D text Layers

Core Concepts 2

- Exporting and rendering
- Cast realistic shadows
- Location and times of day
- View the model in Google Earth Watermarking a model
- SU Podium photorealistic rendering
- Sandbox Tools
- Modeling terrain
- Geolocated terrain

ZENUS CAREER SERVICES



Career-oriented Session

Attend 10+ career-oriented session by industry mentors and prepare your career trajectory



Profile Building

Php Programming resume and LinkedIn profile to make an impression on top employers



Dedicated Job Portal Access

Get exclusive access to 20+* job posting per month on Zenus's job portal



Mock Interview Preparation

prepare with mock interviews including most asked question by top employers



1:1 Mentoring Session

Get 1:1 guidance at every step in your career transition to Php-Programming



Placement Assistance

Placement opportunities are provided once the learner is moved to the placement pool upon clearing Placement Readiness Test(PRT)**

NO. 1 AWARD WINNING TRAINING COMPANY



Awarded By Ex-Indian Cricketer
Chetan Sharma Sir



Awarded By Ex-Indian Cricketer
Sandip Patil Sir

VISIT US



Zenus Infotech India Pvt. Ltd.



S-11, Gate-1, Avas Vikas , Opposit BSNL
Telephone Exchange, Roorkee



+91- 8218088730



info@zenusinfotech.in



www.zenusinfotech.in



STUDENT TESTIMONIALS

Shivant Tyagi

★★★★★



Our experience with ZENUS INFOTECH has been very good. its the best company in india for industrial training and placements.

Abdul Raoof

★★★★★



Good teches.And Good teacher .Zenus teacher is helping person that solve the asking question .Zenus is a wonderful platform

Piyush Kumar

★★★★★



I feel my self with a great weight of knowledge after doing training from Zenus Infotech

Prabhat Saini

★★★★★



Extremely nice atmosphere to learn softwares and knowledgeable and helpful faculty with great experience.

Sumit Pant

★★★★★



Highly skilled staffs well as good place to work ..the faculties are very good teachers

Ishant Chauhan

★★★★★



Highly experienced and project oriented training received with full support from the trainer. Thanks Zenus Infotech



8218088730



www.zenusinfotech.in



S-11, Avas Vikas, Roorkee